

Scaled data based on original data using  
LM-79-08 Approved Method: Electrical and Photometric Measurements of Solid-  
State Lighting Products

Test Report Prepared for  
Cooper Lighting Solutions  
(formerly Eaton)

Brand: McGRAW-EDISON

Report Number: P386357

Luminaire Tested: **GWC-SA2A-730-U-SL2**

Issue Date: 3/3/2020

**Test Information**

Test Method: LM-79-08  
Report Number: P386357  
TEST IS SCALED FROM IESNA LM-79-08 TEST DATA (G2-1903-205-20)  
Test Lab: INNOVATION CENTER  
Issue Date: 3/3/2020  
Manufacturer: COOPER LIGHTING SOLUTIONS (FORMERLY EATON)  
Product Line: MCGRAW-EDISON  
Catalog Number: GWC-SA2A-730-U-SL2  
Description: GALLEON WALL LUMINAIRE  
(2) 70 CRI, 3000K, 615mA LIGHTSQUARES WITH 16 LEDS EACH AND TYPE II SPILL  
LIGHT ELIMINATOR OPTICS  
Light Source: -  
Ballast/Driver: ELECTRONIC DRIVER

**Summary**

Lumens per Lamp: N/A  
Luminaire Lumens: 8677 lumens  
Efficiency: N/A  
Efficacy: 131.5 lumens/watt  
Luminous Opening: Rectangular (W 1' x L: 0.5' x H: 0')  
IES Classification: Type III - Medium  
BUG Rating: B2 - U0 - G3

Input Watts (W): 66  
Input Voltage (V): NR  
Input Current (A<sub>in</sub>): NR  
Voltage Rise (V): NR  
Power Factor: NR  
Total Harmonic Distortion (THDi): NR  
Frequency (hertz): 60  
Stabilization Time: NR  
Operation Time: NR  
Ambient Temperature (°C): NR  
Test Distance: 24 FT

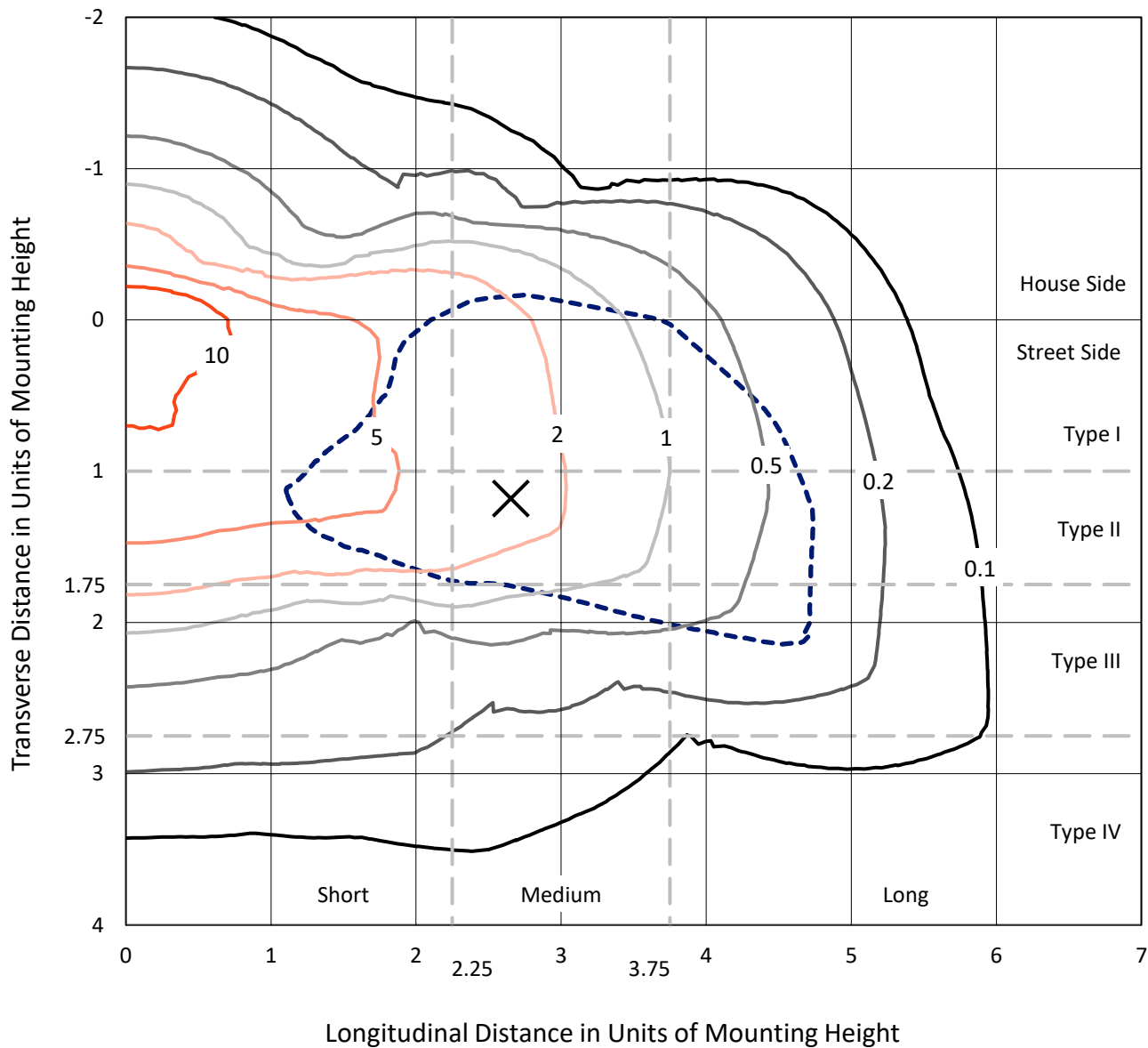


REPORT NUMBER: P386357

CATALOG NUMBER: GWC-SA2A-730-U-SL2

### Iso-Footcandle Lines of Horizontal Illumination

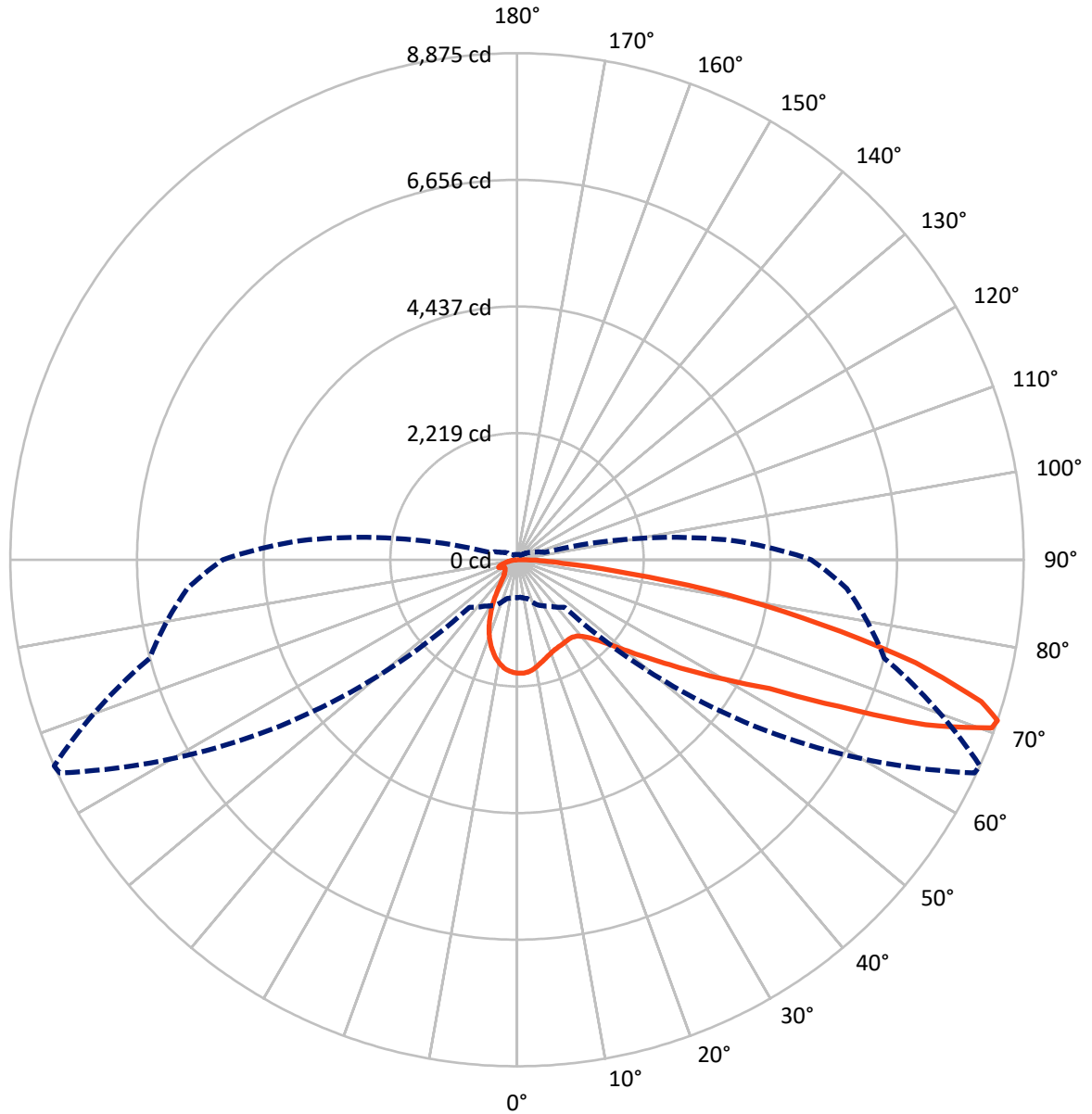
× Max cd  
 - - - 1/2 Max cd



Based on 10 foot mounting height. Maximum calculated value = 19.9 fc  
 Type III - Medium - N/A

REPORT NUMBER: P386357  
CATALOG NUMBER: GWC-SA2A-730-U-SL2

### Luminous Intensity Polar Plot



— Vertical Plane Through 66-Deg Lateral    - - - Horizontal Cone Through 71-Deg Vertical

REPORT NUMBER: P386357

CATALOG NUMBER: GWC-SA2A-730-U-SL2

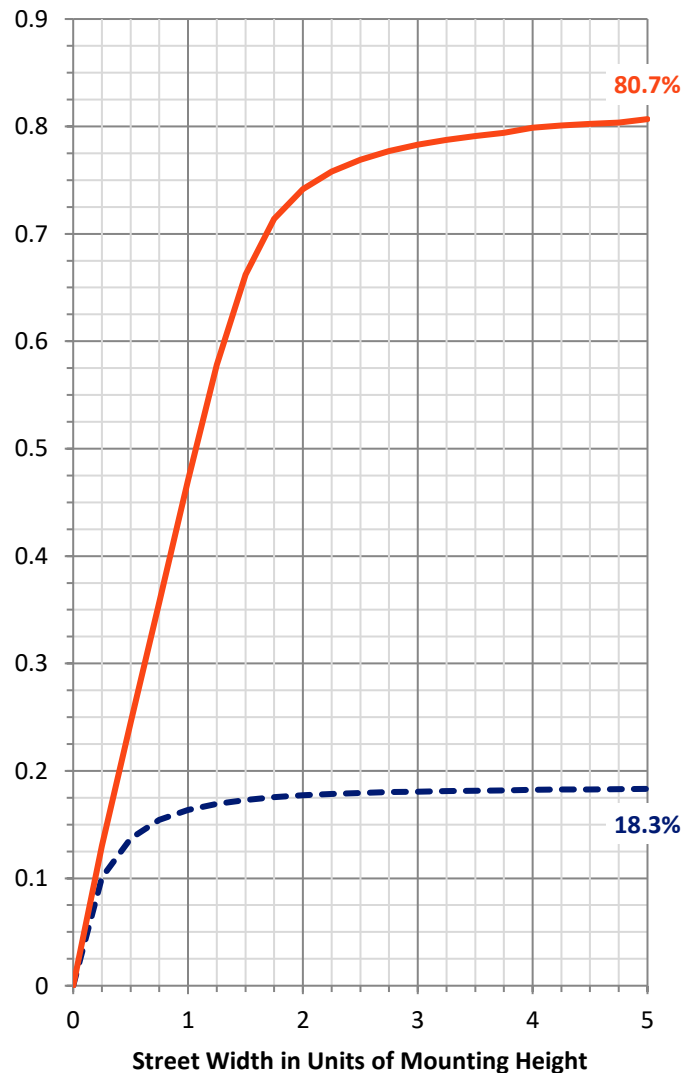
**FLUX DISTRIBUTION:**

		Downward	Upward	Total
<b>House Side</b>	Lumens	1608.1	0.0	1608.1
	% Fixture	18.5	0.0	18.5
<b>Street Side</b>	Lumens	7068.9	0.0	7068.9
	% Fixture	81.5	0.0	81.5
<b>Total</b>	Lumens	8677.0	0.0	8677.0
	% Fixture	100.0	0.0	100.0

**ZONAL LUMENS:**

Zone	Lumens	% Fixture
0°-10°	175.0	2.0
10°-20°	419.6	4.8
20°-30°	563.7	6.5
30°-40°	741.5	8.5
40°-50°	1078.7	12.4
50°-60°	1685.1	19.4
60°-70°	2110.8	24.3
70°-80°	1610.1	18.6
80°-90°	292.4	3.4
90°-100°	0.0	0.0
100°-110°	0.0	0.0
110°-120°	0.0	0.0
120°-130°	0.0	0.0
130°-140°	0.0	0.0
140°-150°	0.0	0.0
150°-160°	0.0	0.0
160°-170°	0.0	0.0
170°-180°	0.0	0.0
0°-90°	8677.0	100.0
0°-180°	8677.0	100.0

**Coefficient of Utilization**



REPORT NUMBER: P386357

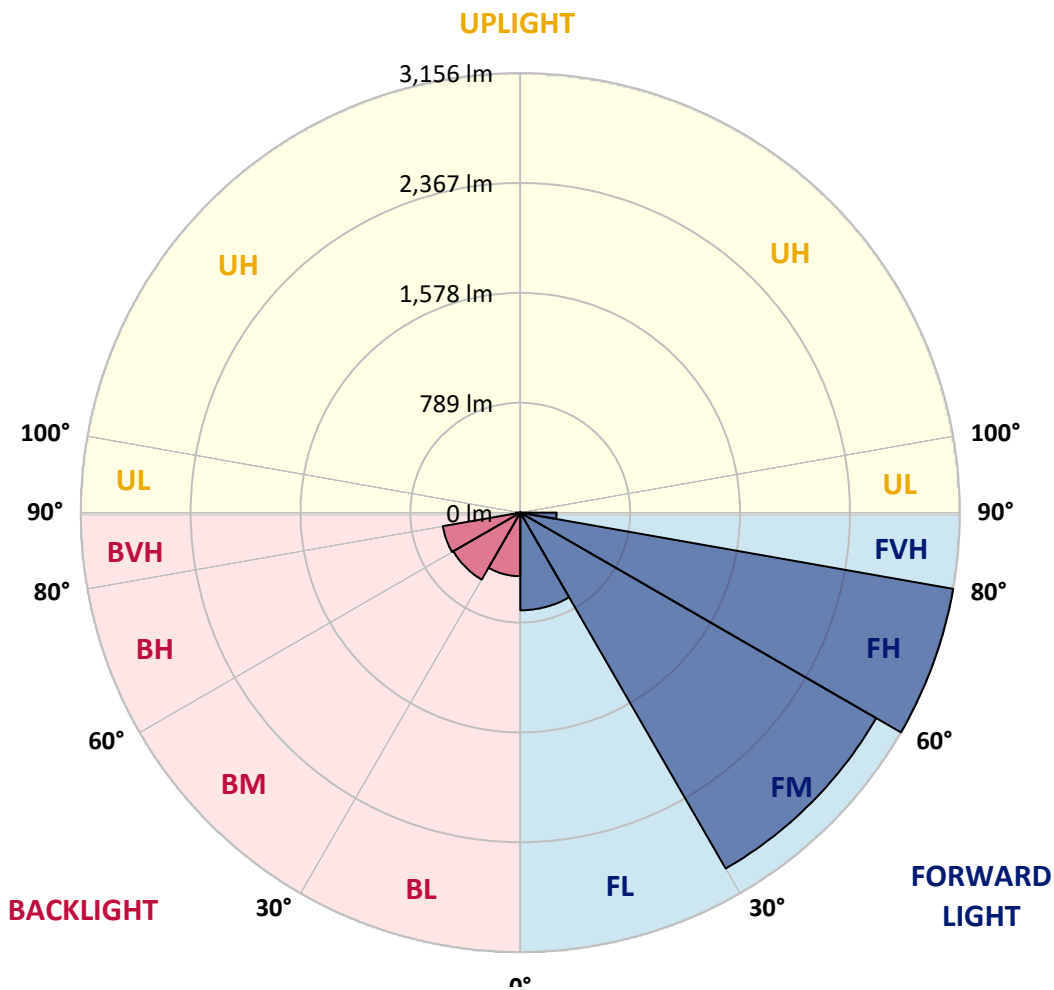
CATALOG NUMBER: GWC-SA2A-730-U-SL2

**LUMINAIRE CLASSIFICATION SYSTEM LUMEN TABLE AND BUG RATING:**

Zone	Lumens	% Fixture	Zone Rating/Lumen Limit		
			B	U	G
FL (0°-30°)	701.7	8.1			
FM (30°-60°)	2950.6	34.0			
FH (60°-80°)	3155.9	36.4			G2/5000
FVH (80°-90°)	260.7	3.0			G3/500
BL (0°-30°)	456.7	5.3	B1/500		
BM (30°-60°)	554.7	6.4	B1/1000		
BH (60°-80°)	565.0	6.5	B2/1000		G2/1000
BVH (80°-90°)	31.7	0.4			G1/100
UL (90°-100°)	0.0	0.0		U0/0	
UH (100°-180°)	0.0	0.0		U0/0	

**BUG Rating: B2-U0-G3**

Type III Medium





REPORT NUMBER: P386357  
 CATALOG NUMBER: GWC-SA2A-730-U-SL2

**CANDELA DISTRIBUTION (FULL):**

	0°	5°	15°	25°	35°	45°	55°	65°	66°	75°	85°
0°	1987.7	1987.7	1987.7	1987.7	1987.7	1987.7	1987.7	1987.7	1987.7	1987.7	1987.7
2.5°	1950.9	1947.9	1956.9	1966.2	1969.8	1975.7	1984.7	1989.8	1989.5	1990.4	1987.4
5°	1821.5	1817.6	1835.5	1850.2	1878.4	1910.1	1948.8	1976.3	1976.9	1992.5	1996.7
7.5°	1698.9	1696.2	1716.9	1740.6	1773.2	1821.8	1884.4	1943.7	1947.3	1989.5	2004.2
10°	1600.7	1600.1	1620.1	1645.9	1684.0	1738.2	1810.1	1897.0	1902.4	1975.2	2005.4
12.5°	1524.0	1525.2	1542.6	1571.9	1612.1	1668.7	1746.6	1844.5	1853.2	1952.4	1998.5
15°	1467.4	1472.2	1486.2	1515.9	1555.4	1613.0	1692.9	1796.0	1809.2	1926.9	1994.6
17.5°	1435.0	1440.4	1450.3	1474.8	1512.0	1567.4	1643.2	1756.2	1768.1	1907.4	1994.9
20°	1425.4	1429.9	1435.6	1450.6	1482.0	1532.4	1604.0	1720.2	1733.1	1891.9	1997.9
22.5°	1444.3	1447.6	1448.2	1447.0	1466.2	1507.2	1575.5	1693.8	1707.6	1881.7	2000.0
25°	1484.7	1489.2	1485.9	1474.8	1468.6	1493.7	1560.8	1676.5	1690.2	1874.2	1995.8
27.5°	1545.5	1546.1	1543.5	1529.1	1499.4	1495.2	1556.3	1666.3	1679.5	1865.5	1987.1
30°	1628.2	1632.1	1627.3	1607.9	1559.3	1519.2	1561.7	1656.4	1668.4	1854.4	1973.1
32.5°	1725.0	1734.6	1734.3	1713.9	1644.4	1572.8	1583.9	1650.4	1659.7	1842.7	1956.0
35°	1825.4	1838.5	1863.1	1854.4	1768.4	1657.6	1626.4	1660.0	1666.3	1841.2	1944.0
37.5°	1929.6	1942.8	1993.4	2016.8	1916.1	1778.9	1693.5	1693.8	1696.8	1859.5	1943.1
40°	2038.7	2052.7	2128.8	2189.7	2107.6	1932.6	1801.7	1764.5	1761.2	1904.4	1960.8
42.5°	2191.4	2204.0	2295.4	2373.0	2320.0	2129.4	1951.2	1873.6	1866.7	1992.5	2017.4
45°	2384.7	2395.5	2492.5	2575.5	2548.3	2354.1	2139.0	2023.7	2022.5	2139.3	2132.1
47.5°	2614.5	2622.8	2710.0	2790.3	2800.2	2612.7	2375.1	2255.3	2235.8	2340.6	2309.8
50°	2853.8	2863.1	2922.4	3008.7	3082.1	2958.7	2678.9	2539.0	2512.9	2606.4	2561.4
52.5°	3012.3	3024.6	3076.1	3185.5	3399.1	3338.0	3038.1	2882.9	2843.3	2928.4	2894.0
55°	2941.6	2969.2	3048.0	3223.2	3652.5	3917.3	3481.2	3284.0	3239.4	3310.1	3289.7
57.5°	2620.2	2657.9	2765.4	3036.0	3688.2	4427.8	4151.0	3756.5	3725.0	3704.6	3713.9
60°	2032.7	2068.9	2202.2	2554.8	3439.8	4800.5	5159.1	4338.9	4293.3	4100.7	4109.1
62.5°	1438.6	1420.3	1511.7	1769.6	2795.1	4844.3	6306.2	5117.8	4968.0	4518.9	4482.1
65°	1097.1	1092.9	1133.9	1216.0	1692.9	4320.9	6989.6	6427.0	6193.0	5010.8	4923.9
67.5°	901.4	894.0	934.4	1053.9	1090.2	2787.6	7004.5	7945.8	7716.1	5623.2	5435.0
70°	741.2	732.8	770.5	924.8	1007.5	1413.7	5895.2	8835.3	8823.0	6398.5	5820.9
71°	664.5	658.5	703.7	875.1	989.8	1178.3	5089.9	8837.7	8874.5	6660.9	5798.1
72.5°	541.0	543.1	591.1	778.9	976.6	1040.5	3740.9	8425.8	8503.7	6911.1	5591.1
75°	359.5	361.3	424.2	599.2	947.0	1018.0	2056.0	7070.2	7213.4	6761.3	5101.9
77.5°	241.5	240.9	283.7	411.0	825.1	1018.0	1205.5	5287.9	5445.2	5379.9	3933.2
80°	166.3	165.1	195.3	283.7	624.6	1030.3	932.0	3705.8	3753.5	2905.4	1598.6
82.5°	101.9	102.8	127.6	200.4	425.1	927.2	879.9	2020.7	1968.9	814.9	399.3
85°	58.4	58.1	81.5	135.7	272.9	782.5	858.0	869.7	797.8	245.4	144.4
87.5°	21.0	22.5	43.7	75.2	156.4	544.9	728.0	452.4	407.7	110.8	65.3
90°	0.0	0.0	0.0	0.0	0.0	0.0	0.0	0.0	0.0	0.0	0.0



REPORT NUMBER: P386357  
 CATALOG NUMBER: GWC-SA2A-730-U-SL2

**CANDELA DISTRIBUTION (continued):**

	90°	95°	105°	115°	125°	135°	145°	155°	165°	175°	180°
0°	1987.7	1987.7	1987.7	1987.7	1987.7	1987.7	1987.7	1987.7	1987.7	1987.7	1987.7
2.5°	1985.3	1987.1	1985.0	1973.1	1962.9	1946.4	1937.1	1924.2	1920.3	1918.5	1923.3
5°	1992.8	1993.4	1975.7	1944.3	1908.9	1867.3	1837.3	1800.5	1783.1	1775.6	1780.4
7.5°	1999.7	1997.0	1958.4	1898.2	1832.8	1760.3	1695.9	1636.9	1602.5	1588.4	1589.6
10°	2000.6	1989.2	1927.2	1834.0	1732.8	1626.4	1527.6	1436.5	1379.0	1341.5	1352.9
12.5°	1991.3	1972.2	1881.4	1751.1	1610.6	1465.6	1331.9	1195.3	1113.3	1075.2	1076.4
15°	1984.1	1949.4	1825.1	1653.4	1464.7	1272.6	1090.2	929.6	842.1	803.2	784.9
17.5°	1978.1	1924.8	1759.8	1543.5	1292.4	1048.8	829.5	686.3	638.4	627.0	622.2
20°	1969.8	1898.8	1687.0	1416.1	1096.2	798.4	605.8	535.1	535.4	548.5	550.3
22.5°	1958.1	1869.1	1609.4	1273.2	885.6	581.5	474.8	454.5	475.1	500.3	504.8
25°	1940.7	1834.0	1523.1	1115.3	675.3	447.0	405.6	404.7	429.9	456.3	460.2
27.5°	1916.1	1788.2	1427.2	945.8	497.6	379.9	363.4	369.7	388.3	407.4	408.9
30°	1883.2	1734.9	1321.5	766.9	390.1	338.2	336.4	342.1	353.5	367.0	368.2
32.5°	1846.9	1680.7	1208.5	593.8	334.0	315.8	317.6	320.3	325.6	331.0	332.2
35°	1814.0	1625.2	1092.9	451.2	307.4	301.1	299.9	299.3	299.9	298.1	298.4
37.5°	1792.7	1579.4	972.4	359.2	292.1	288.2	284.6	280.1	275.0	272.0	272.6
40°	1784.9	1545.2	850.5	310.4	279.5	276.8	269.9	260.3	254.3	252.5	252.5
42.5°	1805.9	1527.6	732.8	285.8	269.0	264.5	253.1	242.1	237.6	237.3	237.0
45°	1870.0	1534.8	620.7	272.3	259.4	250.8	235.8	226.5	223.5	224.1	223.8
47.5°	1985.0	1580.0	524.9	263.3	249.9	238.5	221.7	214.2	210.6	210.6	210.9
50°	2180.7	1685.8	448.5	255.8	241.8	227.1	211.5	202.2	197.4	197.1	197.1
52.5°	2465.6	1875.1	400.8	249.6	232.8	216.9	201.3	189.6	183.9	182.7	182.1
55°	2822.7	2146.5	387.7	245.4	220.8	205.8	189.0	177.4	171.1	168.4	168.1
57.5°	3222.0	2476.7	413.7	240.3	208.5	192.6	175.6	164.5	157.9	154.6	154.3
60°	3626.2	2837.1	520.1	233.1	198.3	178.3	161.8	151.6	145.0	141.4	140.8
62.5°	4030.9	3216.9	737.3	232.5	191.1	164.5	147.7	139.0	132.7	128.8	127.9
65°	4487.5	3632.7	984.1	248.4	188.7	151.9	133.3	126.4	121.0	117.4	117.1
67.5°	5011.7	4102.2	960.5	281.0	196.8	140.5	119.8	114.4	110.5	107.6	107.3
70°	5257.7	4028.8	597.1	304.1	208.2	129.4	107.0	103.1	100.1	98.0	97.1
71°	5154.6	3825.4	500.6	301.4	207.0	124.6	101.9	98.9	95.9	94.1	93.2
72.5°	4873.6	3488.6	417.6	280.4	193.5	115.9	95.3	92.3	89.6	87.5	86.9
75°	4373.3	3115.7	334.3	224.1	154.3	98.0	83.6	80.3	78.2	77.0	75.8
77.5°	3214.8	2223.5	258.5	177.1	113.5	80.0	71.3	68.9	66.8	65.0	64.1
80°	1231.6	861.3	174.1	132.1	83.3	63.2	57.5	56.3	54.2	53.0	53.0
82.5°	331.6	257.3	92.9	80.0	55.7	46.1	44.0	43.4	41.6	39.2	39.5
85°	134.2	113.5	52.1	44.0	34.2	27.3	29.7	30.0	27.9	24.9	25.2
87.5°	59.0	48.2	29.1	19.5	15.0	10.5	13.5	13.5	12.3	10.2	9.3
90°	0.0	0.0	0.0	0.0	0.0	0.0	0.0	0.0	0.0	0.0	0.0



Signify Classified - Internal  
Cooper Lighting Solutions Photometric Lab  
1121 Highway 74 South  
Peachtree City, GA 30269

Scaled Data Report



Report Generated By 670245982

Signify Classified - Internal  
Cooper Lighting Solutions Photometric Lab  
1121 Highway 74 South  
Peachtree City, GA 30269

Scaled Data Report



Signify Classified - Internal  
Cooper Lighting Solutions Photometric Lab  
1121 Highway 74 South  
Peachtree City, GA 30269

Scaled Data Report



Signify Classified - Internal  
Cooper Lighting Solutions Photometric Lab  
1121 Highway 74 South  
Peachtree City, GA 30269

Scaled Data Report



Signify Classified - Internal  
Cooper Lighting Solutions Photometric Lab  
1121 Highway 74 South  
Peachtree City, GA 30269

Scaled Data Report



--- HS — SS

Signify Classified - Internal  
Cooper Lighting Solutions Photometric Lab  
1121 Highway 74 South  
Peachtree City, GA 30269

Scaled Data Report



u

Signify Classified - Internal  
Cooper Lighting Solutions Photometric Lab  
1121 Highway 74 South  
Peachtree City, GA 30269

Scaled Data Report



Signify Classified - Internal  
Cooper Lighting Solutions Photometric Lab  
1121 Highway 74 South  
Peachtree City, GA 30269

Scaled Data Report



(END OF REPORT)